

**UNITED STATES BANKRUPTCY COURT**  
**Western District of Tennessee**  
**PETITIONS FILED FOR TWELVE MONTH PERIODS**  
**BY DIVISIONS**

<b>Jul 1, 2018 - Jun 30, 2019</b>			
	<b>Memphis</b>	<b>Jackson</b>	<b>Totals</b>
Chapter 7	2,313	810	3,123
Chapter 11	13	7	20
Chapter 12	0	1	1
Chapter 13	7,992	2,004	9,996
<b>Totals:</b>	<b>10,318</b>	<b>2,822</b>	<b>13,140</b>

<b>Jul 1, 2017 - Jun 30, 2018</b>			
	<b>Memphis</b>	<b>Jackson</b>	<b>Totals</b>
Chapter 7	2,617	886	3,503
Chapter 11	15	5	20
Chapter 12	1	2	3
Chapter 13	8,330	1,842	10,172
<b>Totals:</b>	<b>10,963</b>	<b>2,735</b>	<b>13,698</b>

<b>Jul 1, 2016 - Jun 30, 2017</b>			
	<b>Memphis</b>	<b>Jackson</b>	<b>Totals</b>
Chapter 7	2,772	910	3,682
Chapter 11	29	5	34
Chapter 12	0	1	1
Chapter 13	8,861	1,912	10,773
<b>Totals:</b>	<b>11,662</b>	<b>2,828</b>	<b>14,490</b>

<b>Jul 1, 2015 - Jun 30, 2016</b>			
	<b>Memphis</b>	<b>Jackson</b>	<b>Totals</b>
Chapter 7	2,888	973	3,861
Chapter 11	17	10	27
Chapter 12	0	0	0
Chapter 13	9,349	1,939	11,288
<b>Totals:</b>	<b>12,254</b>	<b>2,922</b>	<b>15,176</b>

<b>2019 Over 2018</b>			
	<b>Memphis</b>	<b>Jackson</b>	<b>Total %</b>
Chapter 7	(304)	(76)	-10.85%
Chapter 11	(2)	2	0.00%
Chapter 12	(1)	(1)	-66.67%
Chapter 13	(338)	162	-1.73%
<b>Totals:</b>	<b>(645)</b>	<b>87</b>	<b>-4.07%</b>

<b>2019 Over 2018</b>		
	<b>Jackson</b>	<b>Total %</b>
Chapter 7	(76)	-8.58%
Chapter 11	2	40.00%
Chapter 12	(1)	-50.00%
Chapter 13	162	8.79%
<b>Totals:</b>	<b>87</b>	<b>3.18%</b>

<b>% of Filings by Chap. By Div. Chapter % of</b>			
	<b>Memphis</b>	<b>Jackson</b>	<b>Total Filings</b>
Chapter 7	74%	26%	24%
Chapter 11	65%	35%	0%
Chapter 12	0%	100%	0%
Chapter 13	80%	20%	76%
<b>Totals:</b>	<b>79%</b>	<b>21%</b>	<b>100%</b>

<b>% of Filings by Chap. By Div. Chapter % of</b>			
	<b>Memphis</b>	<b>Jackson</b>	<b>Total Filings</b>
Chapter 7	75%	25%	26%
Chapter 11	75%	25%	0%
Chapter 12	33%	67%	0%
Chapter 13	82%	18%	74%
<b>Totals:</b>	<b>80%</b>	<b>20%</b>	<b>100%</b>

<b>% of Filings by Chap. By Div. Chapter % of</b>			
	<b>Memphis</b>	<b>Jackson</b>	<b>Total Filings</b>
Chapter 7	75%	25%	25%
Chapter 11	85%	15%	0%
Chapter 12	0%	100%	0%
Chapter 13	82%	18%	74%
<b>Totals:</b>	<b>80%</b>	<b>20%</b>	<b>100%</b>

<b>% of Filings by Chap. By Div. Chapter % of</b>			
	<b>Memphis</b>	<b>Jackson</b>	<b>Total Filings</b>
Chapter 7	75%	25%	25%
Chapter 11	63%	37%	0%
Chapter 12	0%	0%	0%
Chapter 13	83%	17%	74%
<b>Totals:</b>	<b>81%</b>	<b>19%</b>	<b>100%</b>

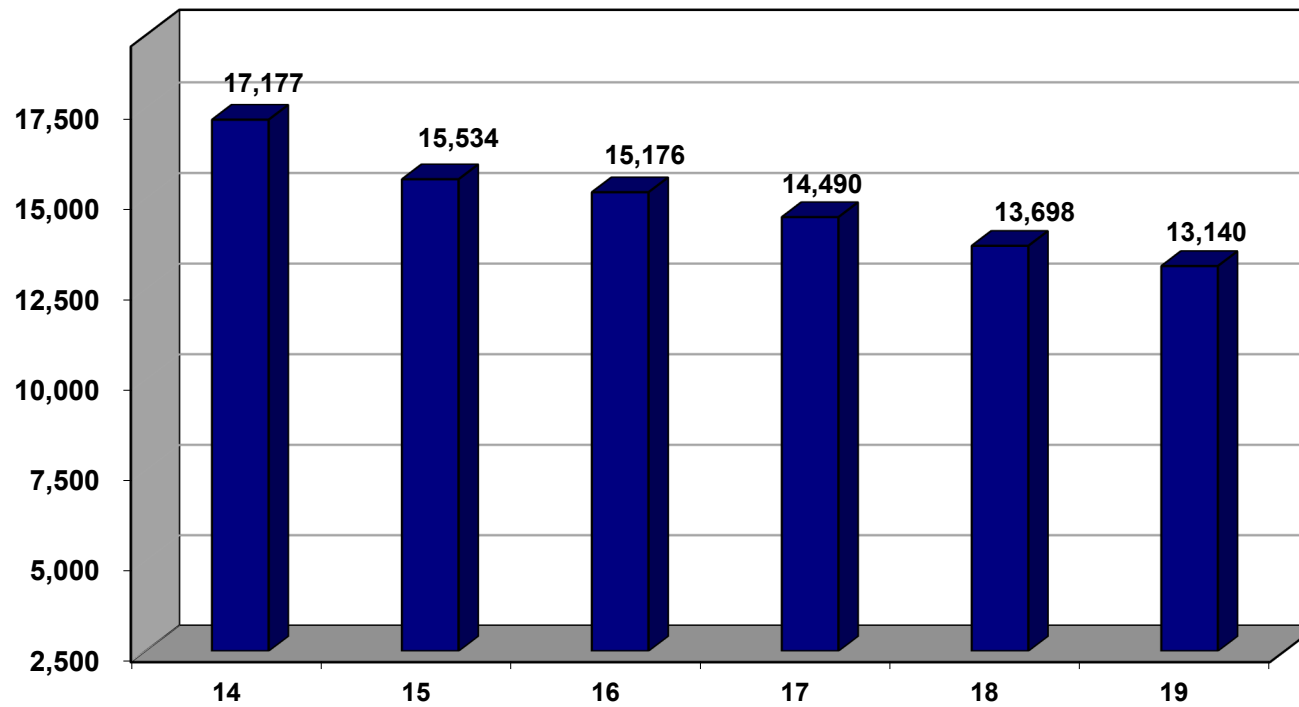
**Overall Change**  
**19 Over 18**  
**(Both Divisions)**

**-4.07%**

<b>2019 Over 2018</b>		
	<b>Memphis</b>	<b>Total %</b>
Chapter 7	(304)	-11.62%
Chapter 11	(2)	-13.33%
Chapter 12	(1)	-100.00%
Chapter 13	(338)	-4.06%
<b>Totals:</b>	<b>(645)</b>	<b>-5.88%</b>

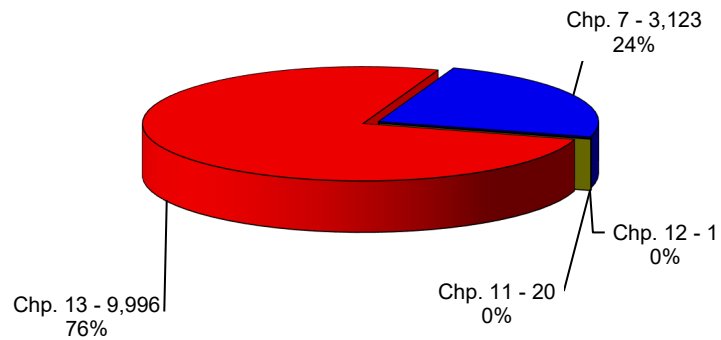
*Calculation of percentages are rounded to two places. .745 would be shown as .75 or 75%, and .744 would be displayed as .74 or 74%.*

**Total Filings For Western District By Year  
12 Month Period Ending Jun 30, 2019  
and Prior 12 Month Intervals**

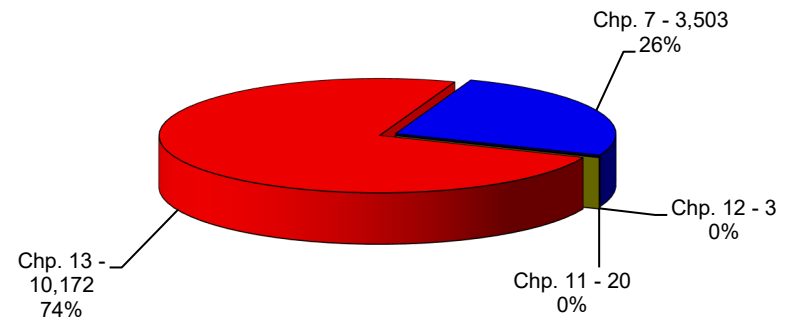


**United States Bankruptcy Court  
Western District of Tennessee**

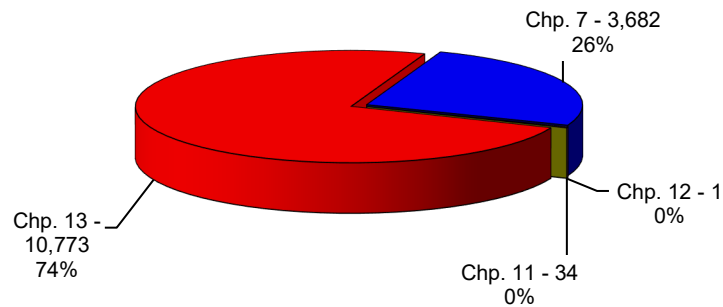
**Bankruptcy Case Filings  
Jul 01, 2018 thru Jun 30, 2019**



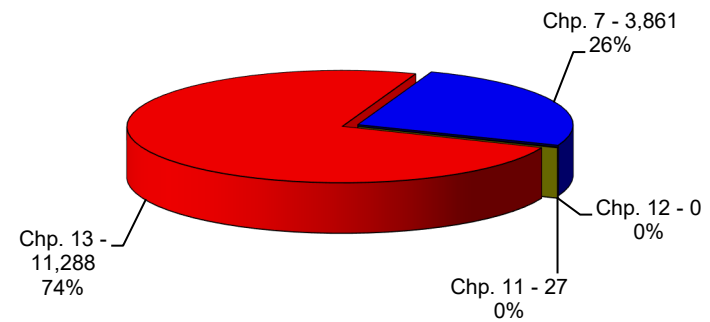
**Bankruptcy Case Filings  
Jul 01, 2017 thru Jun 30, 2018**



**Bankruptcy Case Filings  
Jul 01, 2016 thru Jun 30, 2017**

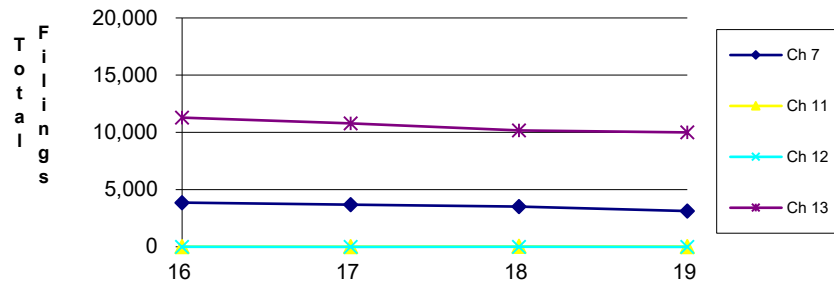


**Bankruptcy Case Filings  
Jul 01, 2015 thru Jun 30, 2016**

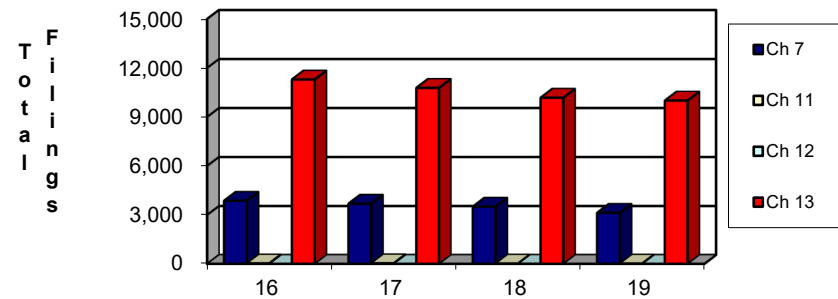


# United States Bankruptcy Court Western District of Tennessee

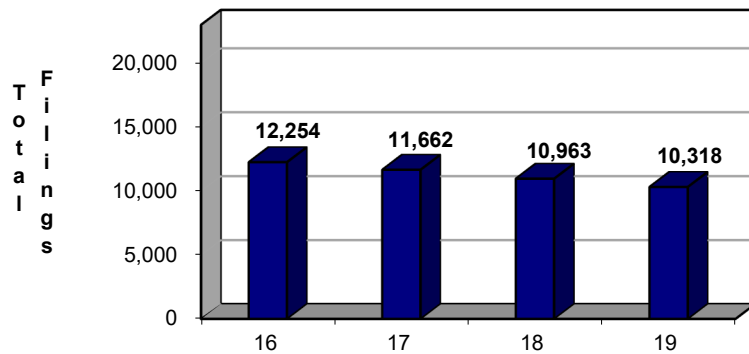
**Bankruptcy Case Filings  
Three Year Comparison**



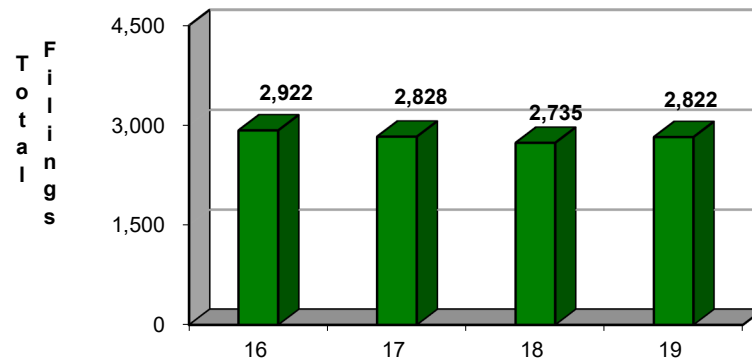
**District Wide Total  
By Chapter**



**Total Filings For Western Division By Year  
12 Month Period Ending Jun 30, 2019  
and Prior 12 Month Intervals**



**Total Filings For Eastern Division By Year  
12 Month Period Ending Jun 30, 2019  
and Prior 12 Month Intervals**



**NOTE: Data For Each Year was Calculated Beginning Jun 30, 2019 And Extending Backwards Twelve Months**

**Bankruptcy Yearly Case Filings  
Western District of Tennessee**

